

**What you should know about the
Network Application Round
2020/21**

DO's and DONTs

www.ceepus.info

✓ DOs:

✓ Your network is active in 19/20 or an umbrella network and you want to prolong it:

Please access your network in **19/20** and click on the **button “prolong”!**
All your data (and Letters) will be copied to 20/21 for editing.

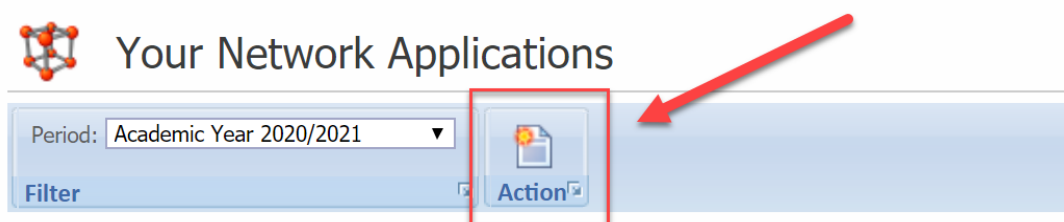
✓ Your network has been not been active in 19/20:

If your network **was rejected**: Please access your network in **19/20** and click on the button **“renew”** so that your data will be copied for editing to 20/21.
If you **did not submit your network application** in 19/20: Access it in **19/20** and click on **“transfer”**.

✓ You want to create a new network:

If you have not yet registered with the software on www.ceepus.info and obtained the role “network”, please do so.
If you already have this role you can create or join as many networks as you want!

PLEASE NOTE that only the academic coordinator of whole network should create a new network.
Please go to “manage your network applications” and click on the **“Action” Icon**:




This will automatically create a new network.

Now just name it and confirm that you are indeed the coordinator and you are ready to go!


New Network Application

Create a new network

Academic Year:

Networktitle: 

For unit:

I confirm that I am the coordinator of this network 

You can add partners under “participating units” if they have already registered as well.
If not yet, just add the respective university from the list.

DO's and DONTs

www.ceepus.info

✘ DON'Ts:

✘ Please do not register time and again!

You only need the role "network" **once!** You can create or join as many networks as you please. If you already have the role "mobility", use the link on your desktop to request the role "network".

Demo User's Mobility Desktop



Working Items

Please do not use the browser back button for back navigation in the mobility application. There is a green internal back button on every page. Please use this button only for back navigation. Thank you!

personal settings

Personal Information

[Change Password](#)

[Register for managing a CEEPUS network](#)

mobility applications

your mobility applications

From 2014/15 on there are two important new freemover regulations both for students and for teachers. [Read more...](#)

✘ If you are /are to be a network partner

Please **DO NOT** create a **redundant network application!** Your coordinator will add you to the "one and only" application and then you can access your joint application.

Note that the country code is always that country of the overall coordinator

How to best prepare your application?

IN TERMS OF CONTENT...

For new and longer running networks:

Present your plans and achievements in a clear and crisp way so that experts have an easy time reading your application and evaluate your contribution.

For longer running networks:

Use the expert feedback contained in your Letter of Award/Umbrella/Rejection from the previous year.

If you scroll down, you will not only see how your network was scored but, in many cases, also the very useful verbal assessment of our experts. (Note that verbal assessments are not mandatory for the experts, so the list might not be complete.)

Network Report:

Make sure you fill in the Network Report of the previous year and submit it in time so that experts get a clearer picture of your achievements.

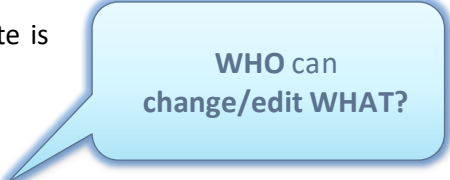
NOTE: Umbrella networks do not have to fill in a Network Report.

PRACTICAL ISSUES...

Data management:

Keeping the contact data of your network partners up to date is vital. How to proceed in case of changes needed:

- ⇒ **Email address of a person:** The **user him/herself**
Where: any Desktop – *personal settings/ personal data*
- ⇒ **Address details of ppu, website:** user with the role network/IRO for the ppu he/she is registered for this ppu
Where: Network Desktop - *Edit your participating unit basedata and housing contacts*
NOTE: the name of the ppu cannot be changed by the role network (only by the NCO or CCO) **If a ppu's name is changed, changes will appear in all networks it is involved in.**
- ⇒ **New or changed contact person:** During the year, only the NCO can change this.
ONLY during the nw application round can the overall network coordinator do this as well, directly in the network application.
- ⇒ **Special cases:**
 - ⇒ **A ppu has been moved to or merged with another institution:** The NCO of the respective country needs to inform IT via CCO.
 - ⇒ **A person has moved to another institution:** Pls contact your NCO who will forward the information to CCO. CCO will take appropriate together action with IT.



**WHO can
change/edit WHAT?**

Brand - new this Year	7
1. Recent Updates	9
1.1. Joint Program Section: New Field "Joint Program Type: Others"	9
1.2. Silent Partners	9
1.3. Long Program Description as upload only	9
1.4. Prolongations and non – eligible partners.....	10
1.5. QR Code for generated Letters.....	10
2. Reminder of the three previous years' news	11
2.1. Email verification	11
2.2. Simplified registration procedure	11
2.3. Generated Letters of Endorsement and Intent.....	11
2.4. Entering a link	11
2.5. Demo Sever	11
3. What has not changed?.....	12
3.1. "Country Factor"	12
3.2. New participation options with CEEPUS III:.....	12
3.2.1. Focus on Joint PhD Programs	12
3.2.2. Silent Partners	12
3.3. Short Term Excursions and Short Term Programmes	13
3.4. Reminder: Categories of the Traffic Sheet	13
4. Important CEEPUS Document Policy	14
4.1. Introduction	14
4.2. Types of documents	14
4.3. Compulsory documents	15
4.4. Curriculum Information:	16
4.5. Deadlines.....	17
4.6. Sanctions for non-compliance - new networks, renewed networks, new network partners to a prolonged network	17
4.7. Upload Change Request (= UCR)	18
5. The CEEPUS Scoring System	19
5.1. Basic description	19
5.2. National Commission points 2020/21 – Experts' Criteria	21
5.2.1. Standard Points national value	21
5.2.2. Joint Program Points	23
5.2.3. Organizational Points:.....	24
5.3. National Commission points 2020/21	24
5.4. Grading Scale	24
5.5. Weights and scenarios	25

What you will find in this folder:

This folder is designed to provide you with a short overview of new developments and options for the **network application round 20/21**.

It contains

- **Info on brand - new modifications and reminders of recent modifications**
- information on **new member states/new participation options**
- comments on **new elements** with CEEPUS III
- **CEEPUS document policy**
- how your application will be scored: **the CEEPUS Scoring System**

Brand - new this Year

0.1 New Traffic Sheet Procedure

This change concerns **not** the network application round as such but the procedure following the International Commission Meeting:

When applying, everything remains the same with the coordinator filling in the **Tendered Traffic Sheet**.

- ⇒ **NEW:** After the International Commission Meeting, committed networks do NOT need to fill in the **Final Traffic Sheet** anymore!

The only thing left to do is for the coordinator to **upload the signed and stamped Letter of Acceptance (note: under “Network Title”)**. Once this has been okayed by CCO, your network is ready for mobility!

Optional Final Traffic Sheet: Those networks, who do want to use the Final Traffic Sheet for their coordination, will be able to do so for a period of approx. 2 weeks. This is so because the procedure needs to be completed prior to opening the mobility application round.

Any more questions?

Please find below our FAQs to this topic - again, this will only be relevant AFTER Jan 15, in fact only after the International Commission Meeting!

Q: Why has the procedure been changed?

A: To make life easier for networks:

- ⇒ filling in the Traffic Sheet is optional, not mandatory
- ⇒ you know in advance how many months the NCOs allot you for each type of mobility and not after you have done all the work of filling in.

Q: Where do I see which categories, the NCOs have awarded for INCOMING mobilities?

A: There is a third type of Traffic Sheet now, “Given Quota” that provides this information. – This information is also displayed for each ppu while editing.

Q: Are there other new technical features?

A: Yes. You can now choose whether to edit incoming OR outgoing – whatever is more convenient for you. BUT PLS, do NOT MIX! Also note that controlling months is easier if you use the incoming version.

Q: Who can edit actually? Only the overall coordinator or also partners?

A: As in previous years, both. However, while the overall coordinator has access to all ppus, the partner can edit only his/her own.

Q: What if I want a change in the categories awarded by the NCOs?

A: In this case you need to contact the respective NCO whether this is possible: Not all NCOs can allow this, as some countries have a limited no. of months per category (esp. CZ)

Q: If there is more than one ppu in a given country, can I shift months?

A: Basically yes, but you must contact the NCO: If the NCO has concluded contracts with the respective universities, these contracts need to be adjusted.

Q: I am a new coordinator – where do I find this Final Traffic Sheet?

A: Right at the top view of your network application by clicking on the tab “Traffic”.

0.2 Mergers of institutions:

This year, there are several universities that have been merged or participating units (ppus) that have been moved.

Strictly speaking these cases require new Letters by everyone involved.

However, in order to be user-friendly, we will not disqualify networks/ppus in case you don't manage in time - but of course we strongly recommend it 😊 Note that this user-friendly exemption ONLY refers to these special cases!

0.3 Side effects of the GDPR

PLEASE NOTE that according to the way GDPR related documents were signed by CEEPUS countries, NO exchange is possible between Kosovo* and BiH, MD, RO, RS and SK.



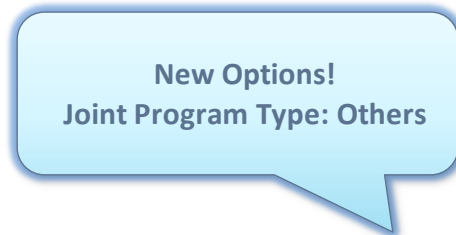
ATTN

Document deadline is JAN 31, 2020!

1. Recent Updates

1.1. Joint Program Section: New Field “Joint Program Type: Others”

This has been introduced to allow you to document forms of cooperation that are not necessarily geared towards a full Joint Program.



1.2. Silent Partners

If you are cooperating with companies or organizations, please take care to list them in the “Silent Partner” section as added value.

1.3. Long Program Description as upload only

In order to make the Long Program Descriptions more attractive to read we have deleted the respective data field – only uploads are possible.

- ⇒ If you prolong your network, the upload file of the previous year will be copied to the new application for your convenience – please make sure to replace it with an updated version

Please **ONLY** upload
in **.PDF** format

1.4. Prolongations and non – eligible partners

- ⇒ **First of all: In order to prolong your application, you have to open it first in 19/20**
- ⇒ And please tell your partners NOT to create individual copies of your joint application as this is senseless and creates unnecessary confusion.
- ⇒ **If one your partner institutions is not eligible any longer, the software will prevent it being copied to the new application**

Please do **NOT CREATE A NEW APPLICATION** instead of prolonging!

GOOD TO KNOW



When prolonging, please make sure to check and enable/disable the correct partner units you want to work with in 20/21

1.5. QR Code for generated Letters

Please only **USE** software **GENERATED LETTERS**, because of **QR CODE!**

Generated Letters help you to avoid unnecessary errors. You will notice that these generated Letters carry a **QR code**. This helps the software to check consistency. Because of the QR Code, an **individual Letter of Endorsement** is needed **for each participating unit!**

Documents having passed this check are marked as “signed” in a new column in the document list and the respective document icon carries a mark as well.



ATTN

Please **react** our **Upload Change Request (= UCR)** to **update your Letters and curriculum information**. We have launched this initiative to avoid what has been asked for by some parties: **All networks to bring all documents afresh each year!** So, we need your kind **cooperation to keep CEEPUS as user friendly as needed!**

2. Reminder of the three previous years' news

We have tried to make the application process and everything connected with it even easier and we hope, you find our new features useful!

2.1. Email verification

Never miss another message anymore due to an outdated email address! This is why once a year now you will be asked when logging in to confirm/update your email address.

2.2. Simplified registration procedure

As of now, every registrant will automatically be given access to the Mobility Desktop and find a link there to register for the Network Desktop. It is mandatory now to enter the reason why access to the Network Desktop is needed. This is to make processing by NCOs easier and faster.

2.3. Generated Letters of Endorsement and Intent

In order to ensure correctly filled in Letters, the software will generate them for you.

2.4. Entering a link

This is now **possible with the preceding** `http://` or `https://`
Links entered without prefix will be automatically supplemented with `http://`

2.5. Demo Sever

Please use our special demo server so that you can try all functions as you see fit. The web address is: <https://demo.ceepus.info>

3. What has not changed?

“COUNTRY FACTOR” AND NEW PARTICIPATION OPTIONS

3.1. "Country Factor"

The "Country Factor" in the CEEPUS Scoring System – will yield extra points for each country that is involved in a network application.

As there are no new member states for this application round all countries will be given the average "Country Factor" of "2".

3.2. New participation options with CEEPUS III:

Please find below the respective provisions of CEEPUS III Work Program (WP) 2019-21 (identical with the previous WP.)

3.2.1. Focus on Joint PhD Programs

“The Contracting Parties shall develop and promote individual university networks. These networks are designed to stimulate academic mobility, in particular regional student mobility within Central, Eastern and South-Eastern Europe, and to promote Central, Eastern and South-Eastern European university cooperation as well as the development of joint programmes, ideally leading up to double or joint degrees, and joint thesis supervision.” (WP, preamble.)

Please continue with your current activities but bear in mind that joint doctoral programs are to be the most important feature of CEEPUS III. You might want to develop your activities in that direction.

A direct result of these plans is the new provision concerning the workload for teachers that explicitly lists supervising hours as eligible activities:

“...at least six teaching or supervising hours a week at the host university” (WP Action 3, para 2) - we hope you will find this helpful.

3.2.2. Silent Partners

Networks can officially include “Silent Partners” now if they want to do so:

“The participation of institutions other than eligible universities as Silent Partners shall be foreseen upon invitation by an eligible university and provided the CEEPUS budget is not affected.”

(WP, Action 1, para 1).

3.3. Short Term Excursions and Short Term Programmes

“Excursions for at least 3 days and carrying credits for students might be funded where applicable. Participants are defined as students and faculty.” (WP, Action 2 para 3)

- ⇒ **TECHNICAL NOTE:** for this activity you will find a **new column in your Traffic Sheet:** Note that the new column "short term excursions" IS FOR STUDENTS ONLY. (Teachers months should be entered in the teacher column as always.)

PLEASE NOTE: For “Short Term Programmes” the **minimum duration has been lowered to 6 working days** compared to the original 10 days. (WP, Action 2, para 2). Students must receive credits.

What is what?

3 – 6 days = Short Term Excursion

6 days or more = Short Term Programme (Summer School e.g.)

3.4. Reminder: Categories of the Traffic Sheet

Category	Min-Max	Comments
Student	3-10 months	Students only
Short Term Student	6 days - 3 months	Students only
Teacher	Semester & Excursions: min 1 work week & 6 teaching hrs, Short Term Excursions	ONLY category for teachers
Short Term Excursion	3 days – 6 days	Students only

As the Traffic Sheet is built on **MONTHS** please apply in months only!

Students: e.g. you are planning a Short Term Excursion lasting 3 days for 10 students,
 $3 \times 10 = 30$ days = 1 month for 10 persons (students)

Teachers: same principle but must be entered in the Teacher column!



PLEASE NOTE: there might be special scholarship rates for Excursions.

Background information

Once your network will have reached the status “ready for mobility” all the months awarded by the International Commission will be transferred to the “Accounting Module” which can handle days and convert them into months. There will be a “Balance Sheet” where you can trace all actions.

4. Important CEEPUS Document Policy

4.1. Introduction

2011/12 was the first application round of CEEPUS III. Strictly speaking networks would have been required to bring all documents anew!

In order to facilitate work for networks, the Secretary General has taken an "urgent technical decisions" stating that all CEEPUS II legal documents already submitted shall continue as being regarded valid unless retracted by the respective university.

PLEASE TICK DISCLAIMER

We confirm that the CEEPUS II uploads for our participating unit are still valid where applicable.

This disclaimer is needed for legal reasons.

Note that also new networks/ppus need to tick it! (We need to make sure people do not forget to tick this box ... which is why there is also the provision: "where applicable".)

4.2. Types of documents

3 Types

- ⇒ Letter of Endorsement
- ⇒ Letter of Intent
- ⇒ documents related to Joint Programs/Joint Degrees.

Letter of Endorsement (LoE) has to be signed by the RECTOR or VICERECTOR of each university listed in the application. Letters signed by Deans or Vice deans will **not be** accepted.



ATTN

If your **institution does not have a rector**, please make the relevant person sign and stamp the Letter and in addition to that upload a short statement explaining the special situation.

Letter of Intent (LoI) has to be signed by the person/body in charge of mutual recognition at each university listed in the application.

Optional:

Interuniversity Agreements or **Draft Agreements** related to the implementation or development of Joint Degrees, Double Degrees, et al.

These Agreements are NOT obligatory, but it is a good idea to upload them if they already exist.

4.3. Compulsory documents



ATTN

Only **Letters of Endorsement** and **Letters of Intent** are obligatory **and only the first time** a participating unit - department, institute, center, faculty etc. - is joining a CEEPUS network!

If you **PROLONG** your network, you **DO NOT NEED** any Letters anymore!!!

(**prolong** = your network is active in the current academic year)

If yours is an “**umbrella network**” you also do not need any Letters!

EXEMPTION: if you **add a new partner** – in this case (only) the new participating unit has to submit both Letters.

GOOD TO KNOW



Changes of the network coordinator DO NOT require new Letters! But note that the **country of the network coordinator** – the coordinator of the **WHOLE network** – **cannot be changed during the academic year**, only during the network application round.

If you **renew your network**, you need **all Letters by all participating universities**.

(**renew** = your network is NOT active in the current academic year, but you have data from a previous academic year you are transferring to the new application round.)

Silent Partners do NOT need any Letters.

If your faculty is moved to another university, you are kindly asked to provide **new Letters** for your ppu and for all your partners.

4.4. Curriculum Information:

The use of **ECTS/compatible** is a **formal requirement** for CEEPUS III networks, i.e. a **MUST**. You can provide information on the use of ECTS/compatible either by

- ⇒ **Uploading the information** OR
- ⇒ **By entering a link**

PLEASE NOTE that in any case the information on ECTS has to be available in English, German or French, resp. However, since our international experts need the curriculum information in English, we are asking you to try to provide the information in English please.

CURRICULUM INFORMATION needs to be in **ENGLISH!**

Please make sure you are submitting the **most recent version** of your ECTS information. Kindly note that if you are working with an "**ECTS compatible**" system, there has to be information on how "your" system translates into ECTS credits.

PLEASE NOTE: In order to clearly identify **PPUs that only exchange these students** there is a **TICK BOX** they can check. These PPU's do NOT need to submit ECTS information as in this case letters by their supervisors are sufficient (together with the respective mobility application).

GOOD TO KNOW



If you are **providing a curriculum link**, we mean just that and **NOT the general website of your university**. Experts scoring your application are not supposed to search on the website for information you are required to provide! You might miss precious points like this!

The software now generates these letters for you!

The **Upload Section** of your network application now also contains a **Download Section!** You only need to fill in name/function of the signatory and have the document signed and stamped.

HOW TO FIND these **DOCUMENTS?**

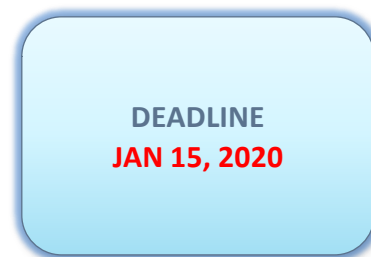
What kind of **FORM OF SUPPLY** shall I use?

ONLY UPLOADS are accepted, NO NEED TO SEND around hardcopies anymore! (But you should keep your hardcopies for spot checks by the CEEPUS administration.) If you cannot upload your documents yourself, please make sure that another participant in your network will do that for you.

4.5. Deadlines

The **network application** has to be submitted by the coordinator until **Jan 15, 2020**, 23:59 server time.

We strongly advise **not to wait until the very last moment** – the CEEPUS web farm is constantly monitored but we cannot influence internet problems or local technical issues.



⇒ **NEW: All documents (where applicable) have to be uploaded until JAN 31, 2020, 23:59 server time.**

This will be possible because the upload area will be available for editing until this date (but not any other sections of the network application)

PLEASE NOTE: the use of **ECTS/compatible** is a **formal requirement for CEEPUS III networks**, i.e. a **must**. You can provide information on the use of **ECTS/compatible** either by

- ⇒ **Uploading the information OR**
- ⇒ **By entering a link**

4.6. Sanctions for non-compliance - new networks, renewed networks, new network partners to a prolonged network

Any PPU, for which no document has been uploaded in time, **will be de-activated** in the application for that year.

HOWEVER, in order to avoid these unnecessary troubles, we are conducting the **UPLOAD CHANGE REQUEST during the application** round and ask for your kind compliance.

4.7. Upload Change Request (= UCR)

Background Information

The Upload Change Request is a **special form mailed to you by the Central CEEPUS Office (CCO) containing a deep link** that lets you access / upload the document in question at any time of the year upon request.

We use this option in order to assist networks in

- ⇒ getting their mandatory documents uploaded correctly in due time and
- ⇒ assisting network to exchange outdated documents.

In order for this system to work we need to ask you to

- ⇒ **ONLY answer to the UCR mail** and refrain from sending “external” emails, as this will only create confusion
- ⇒ **ONLY upload the document** in question **via the deep link** and **NOT via the network application form** since this would disrupt the process.



How does the UCR work?

Thank you for your kind cooperation!

PLEASE NOTE: You can access your UCRs also via a link on your network desktop. Simply click on “Manage your upload change requests”.
Coordinators see all UCRs of their network!

5. The CEEPUS Scoring System

5.1. Basic description

The CEEPUS Scoring System is a list of criteria used to judge network applications. To calculate the Ranking List a system of weighted proportions is applied.

For **2020/21** there will be no drastic changes in the CEEPUS Scoring System.

- ⇒ **The only exemption is** that as already the last years, the Joint Program Section will carry less weight than at the beginning of CEEPUS III. Networks who do operate/develop a Joint Program will still have an advantage BUT the idea is that if you have a good application you should be able to get it committed even without a Joint Program.

PLEASE NOTE: We are inviting only “serious” attempts at a Joint Program rather than “strategic” attempts, i.e. just to harvest more points.

GOOD TO KNOW



For several years now NO International Commission Points have been used. This will also be the case for 20/21. “Organizational Points” are not detracted by the Central CEEPUS Office anymore. This procedure has become void by the implementation of the “Upload Change Request”.

THE CEEPUS SCORING SYSTEM

Global Points

Joint Programs	yes/no
Type of mobility	both students and teachers, students only, teachers only
Country Factor	

Optional Points

National Commission points

⇒ Network Points

- national value
- program management
- performance record
 - communication
 - quota management
- professional value
- educational value
- chances of implementation
- program value
- language of instruction (to which extent is there a policy)

⇒ Joint Program Points

- vision
- implementation
 - mobility impact
 - meeting of milestones
- progress
 - use of experience gained in previous years
 - and/or identification of problem areas

⇒ Organizational Points (if needed)

- Organizational Points

International Commission Points

- Top contenders
- Joker

Each application is first graded by the National Commissions "NCs" (of all countries involved in the application) on the principle of **peer review**.

How will your application be scored?

FIND OUT BELOW

Below please find the guidelines for the National Experts.

5.2. National Commission points 2020/21 – Experts' Criteria

There are 2 main sections for the experts to grade, "**Standard Points**" refer to the general performance of a network and "**Joint Program Points**" to this specific topic.

5.2.1. Standard Points national value

⇒ **IMPORTANT NOTE:** this is the **only criterion intended to reflect the national view** on a given network

Here there is room for the general opinion of the Nat. Commission on this network
Is this network good for the respective country? Is this network good for a certain institution in your country?

GOOD TO KNOW



With CEEPUS there is no "classical" list of priorities! All subjects are welcome

Practical information on quota fulfillment: when judging the use of months by a given network please bear in mind that during the last year several countries were affected by problems with scholarship payment and not all scholarship requests have been processed as they should have been – which definitely was not the network's fault. Your National CEEPUS Office (=NCO) will be able to provide you with specific information.

PLEASE NOTE that the following criteria are always understood to refer to the network as a whole!

program management

refers to the validity of the "short" program description contained in the application ("Objectives")

professional value

Referring to the **"long" version of the program description** please grade the scientific contribution of the activities proposed, the development of new methods and other relevant issues. Note that some networks deal with very specific and cutting-edge topics.

educational value

Again, referring to the **"long" version of the program description** please grade its educational contribution.

Note that a network excelling scientifically does not necessarily have to excel in the development of new teaching methods as well – but some do manage both.

chances of implementation

Here you are requested to assess whether the network will work from the international point of view. In case the network according to its own description works mostly with **undergraduates**, have a look for which periods of time students are going to be exchanged. Mobility plans are listed in the "Traffic Sheet". Undergraduates should be exchanged for at least 3 months a time (=the so-called semester rule") unless they take part in short term activities, e.g. excursions.

program value

How valuable is the network for CEEPUS on international level and/or in the framework of the EUSDR? Does the network significantly promote regional cooperation?

language of instruction

Does the network have something like a language policy? Does it conform to the CEEPUS III Agreement by trying to develop a real policy to offer lectures and courses in German, English or French? Note that the point is that whenever a larger group of students is to be instructed the CEEPUS language policy should apply. If other languages are used, is there a valid explanation – e.g. this is a linguistic network or there are individual thesis students that understand the language of the host country?

5.2.2. Joint Program Points

- ⇒ **TECHNICAL NOTE:** it may be that a single network has more than one Joint Program section. In this current version of the CEEPUS Scoring System you will need to summarize your impression as you have only one set of Joint Program Points to award.

vision

New networks/JPs: Is this planned Joint Degree an interesting new venture? **Prolongations:** is this Joint Degree Program / Development performing according to the original idea?

progress

This refers mostly to planned Joint Programs – how would you rate the progress that has been/will be made? As for an existing Joint Program, has there been any further development?

identification of problem areas

Have problem areas been identified and has it been possible to take action? No problems – excellent!

Implementation mobility impact

- ⇒ **New networks/ JPs:** are the planned mobilities to be listed in the Diploma Supplement?
⇒ **Prolongations:** are you satisfied with the realization of the planned mobilities?

Meeting of milestones

- ⇒ How well was experience gained in previous years used for further improvement?

The **section "Performance Record"** is graded by the National CEEPUS Offices (= NCOs) of all countries involved in an application.

GOOD TO KNOW



NEW networks will get **default points for criteria they cannot fulfill**. All NC points are then averaged. NC points **carry the most weight, 80 % of the whole score**.

Points calculated automatically by the software are called "**Global Points**". "**Country Factor**" is the most important of the Global Points, i.e. for each country involved the score is multiplied with a certain factor.

5.2.3. Organizational Points:

Only if the need arises the – neutral – Central CEEPUS Office (=CCO) subtracts the default points given to all networks from those networks where its random check has shown missing/incorrect documents. (At this stage disabling of a single PPU is not possible anymore.)

5.3. **National Commission points 2020/21**

The final decision concerning the Final Ranking List and concerning the adjustment of available scholarship months is taken at the International Commission (=IC) meeting.

Top Contender

At the IC meeting, each country can award 1 "Top Contender" in order to "push" one of its networks.

Joker

Each country can also award 1 "**Joker**" to a network it is NOT involved in. Top Contenders and Jokers are also averaged. (Therefore, it does not make sense to award a Top Contender or Joker to a network that has already received one.)

However, this procedure has not been applied anymore in the last selection rounds and is not likely to be used this time as well: with so many CEEPUS countries, this procedure would undo the results of the peer review.

The Central CEEPUS Office ("CCO") is neutral but monitors the whole process and chairs the IC meeting.

5.4. **Grading Scale**

For NC points: 0 -3, "3" being the best IC points (Top Contender, Joker): yes/no

5.5. Weights and scenarios

All sets and subsets of criteria are weighted according to CEEPUS objectives and in compliance with the decisions of the Joint Committee of Ministers (=JCM).

According to a decision by the JCM from 2002,

- ⇒ a **network** has to achieve a **score** of at **least 50% (=50 points)** in order to **ensure** the **most effective use of scholarship months**,
- ⇒ CCO is authorized to allow only 50% of all network applications received in this round to be "committed".

In order to ensure the best possible outcome and in order to "square the circle" and do justice to both decisions of the JCM, as well as accommodate further fine tuning of the CEEPUS Scoring System, CCO prepares different weight scenarios for the IC meeting.

The main challenge is to find the right balance between weighting the "Joint Degree" section (= main CEEPUS III objective) in relation to the other sections and to find the proper way of balancing the sections and sub-sections (=interlaced catalogues of criteria) against each other.

The performance, esp. the quota fulfillment of all networks of the previous year is also considered in order to help determine how many networks should be permitted: too many networks are not an effective way to use the scholarship months available while on the other hand trusting too many scholarship months to too few networks might be risky.

Whatever the scenario, the basic concept remains the same:

- ⇒ **The NC section carries the most weight**, the other sections provide the fine-tuning.

These scenarios are calculated once the NCs have completed their task and all data are available. The scenarios are then presented, discussed and decided upon at the IC meeting.

**All the best for your network application
20/21!**